

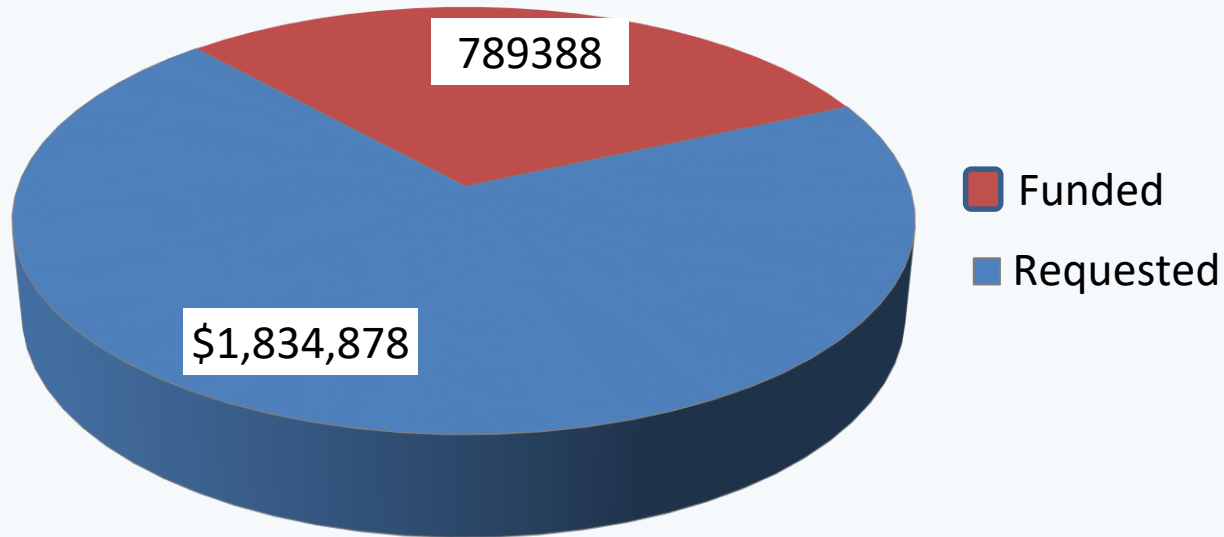
National Alliance For Accessible Golf – United States Golf Association grants program



Historical Background

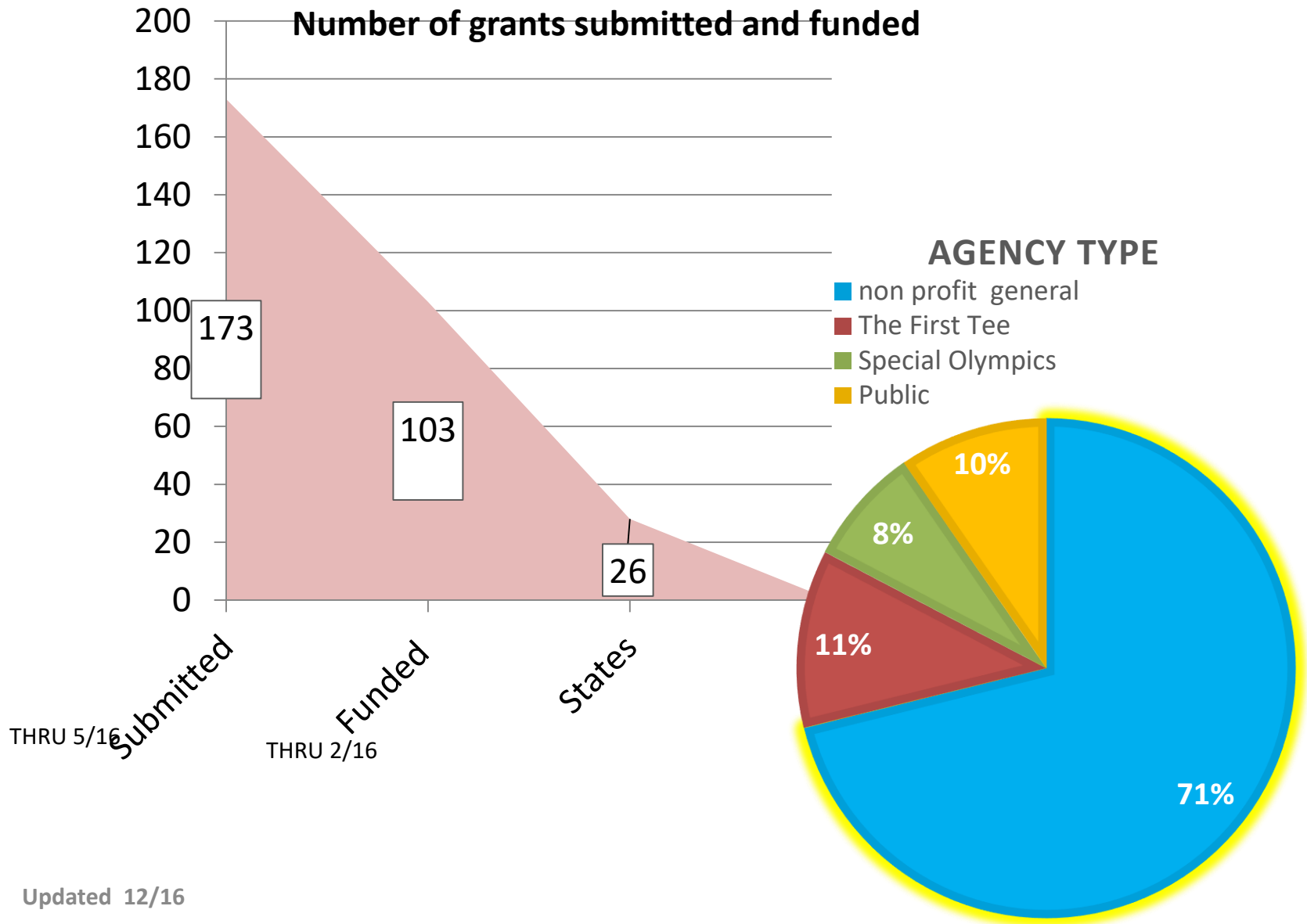
- In 2010 the USGA and the Alliance partnered to continue the very successful USGA grants program for individuals with disabilities
- In mid 2010 the Alliance began accepting and reviewing grant applications from not for profit agencies and organizations.
- The Alliance has since mid 2010 reviewed applications and provided technical support for qualified applicants
- The USGA continues to fund and support this program
- This presentation provides a brief overview of the program since 2010

Totals for USGA-Alliance Grant Program 2010- 2016 (thru 12/16)*

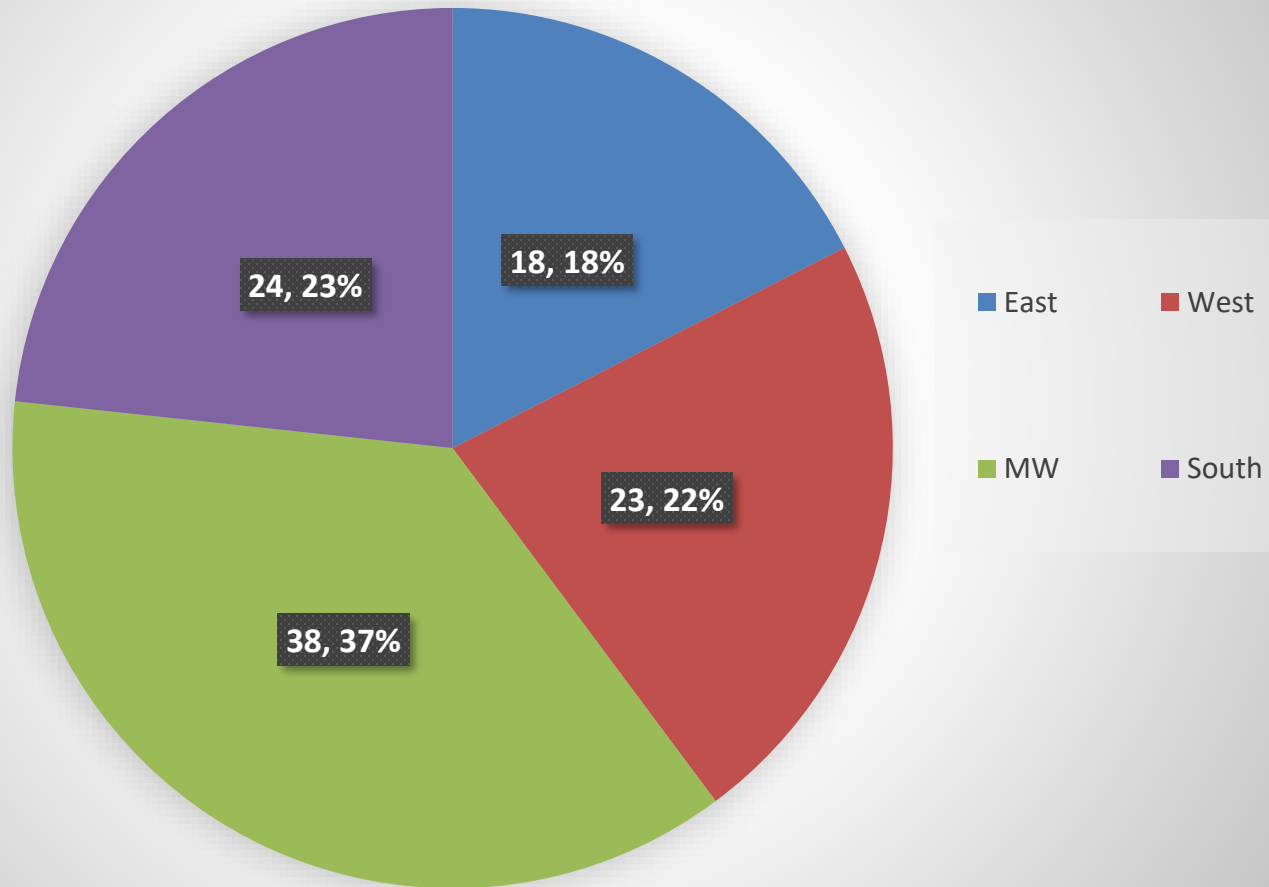


*Note: figures in Pie chart represent funding through 12/16

2010-2016 (partial) Alliance-USGA Grant Program



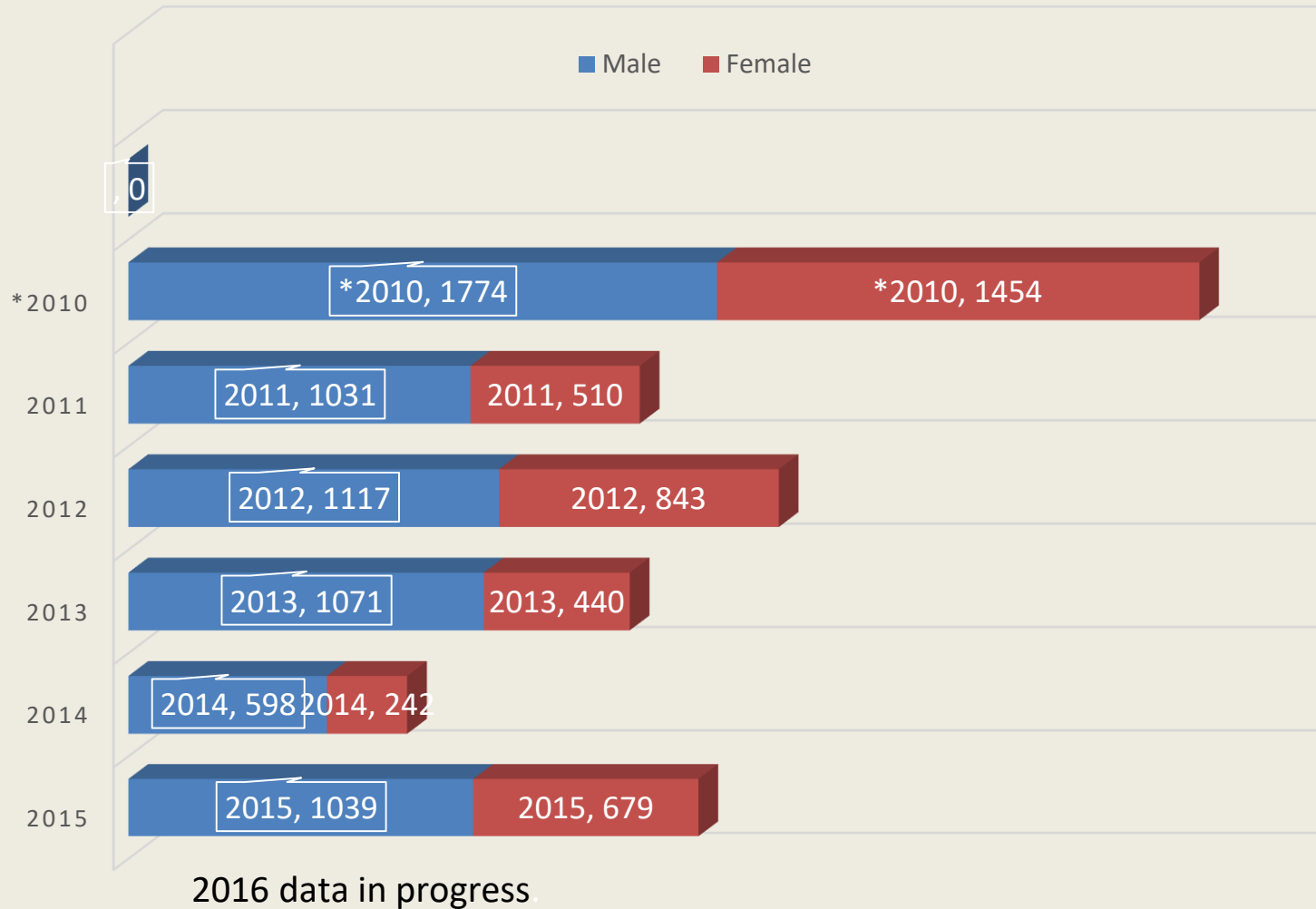
Grants located by section of Country



Note: because of HIPPA and other agency policies, we do not have a complete chart of ALL participants with disabilities. The data below are based on retrievable information submitted on Grant Final Reports. This information represents approximately 90% of all participants with disabilities participating. It does not include participation by Participants without disabilities (inclusionary programs) which was substantial. Because of the above stated policies, we are unable to document participant disabilities in detail. However the following information reflects the wide spectrum of disabilities represented in the program:

Range of Disabilities: Achondroplasia, Amniotic Band Syndrome, Amputee, Arthritis, Arthrogyrosis, Aspergers Syndrome, Attention Deficit Disorder, Attention Deficit Hyperactivity Disorder, Autism, Behavior Disorders (unspecified), Bipolar Disorder, Blindness, Blouts, Brachial Plexopathy, Cardiac (unspecified), Cognitive Impairment (unspecified), Cystic Fibrosis, Depression (unspecified), Developmental Disabilities (unspecified), Down Syndrome, Dwarfism, Hand differences (unspecified), Hearing Impairment (unspecified), Hemophilia and other severe bleeding disorders, Hydration Muscle Weakness, Multiple Sclerosis, Missing limbs (unspecified), Muscular Dystrophy, Neurological (unspecified), Orthopedic (unspecified), Paraplegia, Quadriplegia, Scoliosis, Sensory Integration Dysfunction, Spina Bifida, Spinal Cord injury, Stroke, Traumatic Brain injury, Tuberos sclerosis and Visual Impairment (unspecified). The following chart provides numbers of participants that we have been able to document.

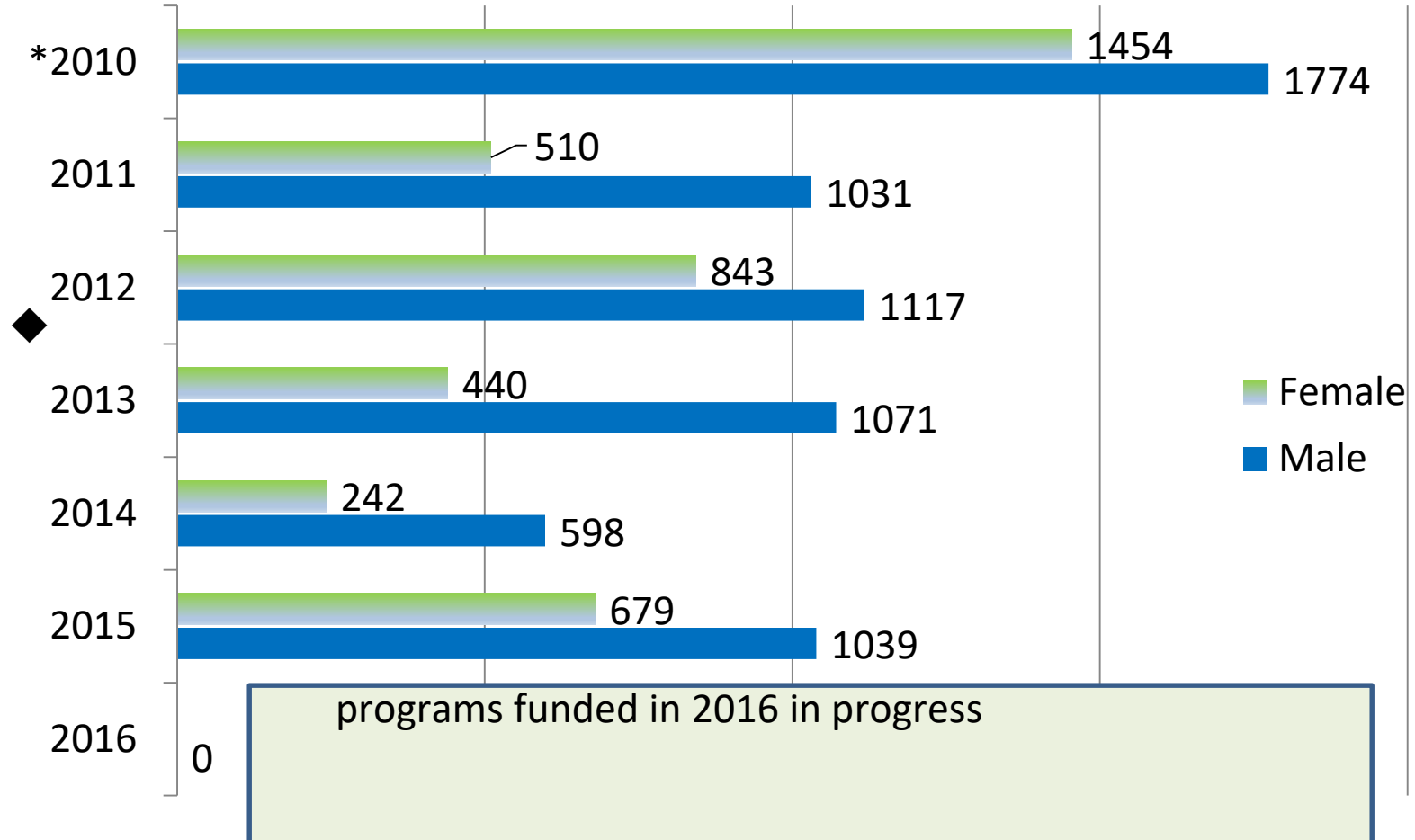
* PARTICIPATION BY GENDER



* participant numbers are estimated due to some reporting discrepancies. Figures do not include a substantial number of participants without disabilities who participated in the programs focused on inclusion

RECENT GRANTS AWARDED 2015-16								
2015	State	request	Award	Match?	Type	Total Part	Male	Female
Tri Valley TFT--REVISED	CA	2000	2000		TFT	48	25	17
VIA Services	CA	20000	16000	no	NP	130	65	21
Little Linksters (from deferrals	FL	15000	10000	Yes:1:1	NP	701	460	241
Wyo Spec OLY- (Deferral)	WY	2700	2760	no	SPO	23	17	6
Walton Foundation	GA	9300	6525		NP	37	33	4
Envision		13550	11400	no	NP	32	17	15
Midwest Special Services		3000	3000	2:1	NP			
SMGA FROM ROUND 4	MD	20000	7000			68	58	10
AIRC-GREAT golf		10000	5000		NP		in progress	
2016								
Golf for All								
Via Services #2	MA	20000	5000	1:03	NP	410	287	123
Links to Freedom Golf Foundation	CA	20000	20000		NP	165	112	53
	VA	16000	11000	1to 1			in progress	
Freedom Golf Association	Il	28000	7500	yes	NP	257	134	123
TFT of Fort Smith	Ar	5000	5000		TFT	15	10	5
Owensboro Parks and Recreation	Ky	20000			PUB	DEFERRED		
Revelation Golf	Il	6500	3000		NP		in progress	
Mobility Impaired Golf Assoc	Or	14500	13000		NP		in progress	
Pomeroy Rec/Rehab Ctr	ca	3011	3571		NP		in progress	
Par Excellence Youth Development	tn	17500	8700	1:1	NP		in progress	
Revelation Golf from RND 4	il	see rnd 4	3000	1:1	NP			
TFT CHARLESTON					TFT		in progress	
ADAPTIVE SPORTS FNDN	sc	14,700	12000		NP		in progress	
	ny	11,500	7000					

Participants with disabilities- 2010=2016



◆ Gender breakdown in 2012 is estimated as one program failed to track participants by gender



USGA
programs
ons with